



Disability Access Fund (DAF) and EYPP

CPD and Resource Ideas

June 2024



Contents	Page
Disability Access Fund introduction and CPD ideas	3
Commissioned Bespoke and in house training	4
Toys and Equipment for indoor and outdoor play	5
Being Creative	7
List of possible resources (Rutland County council)	8
Useful websites, Equipment and Craft products	11
Further useful websites	12

Disability Access Fund (DAF) Resource Ideas

Introduction:

This booklet has been created to give you some ideas of how the £910.00 Disability Access Funding (DAF) can be utilised. DAF can be claimed for any child in receipt of Disability Living Allowance (DLA) and accessing an Early Years Extended Entitlement place (September 2024 from 9 months)

The (DAF) funding could be used to support you in making reasonable adjustments to your setting or help with building capacity, be that for the child in question or for the benefit of children as a whole attending the setting. In addition, it could be used for staff training, 1:1 support, or to purchase sensory or specialist services or equipment for the children who are eligible.

www.nottinghamcity.gov.uk/earlyyears/section-pages/equality-and-inclusion/early-years-send-fund-disability-access-funding/

These ideas could also be used as a way of evidencing your **EYPP funding** to support child development, learning and care for disadvantaged children.

See the provider agreement for criteria of the EYPP (page 13 section 4.34) [2024-2025-provider-agreement.pdf \(nottinghamcity.gov.uk\)](http://www.nottinghamcity.gov.uk/earlyyears/section-pages/equality-and-inclusion/early-years-send-fund-disability-access-funding/)

Early Years CPD

SENCO Network: The SENCO specific annual membership enables appointed SENCO role holders (up to two per setting) to attend the three network meetings. These provide valuable networking opportunities whereby members can share good practice ideas, they also feature specialist guest speakers.

To find out more and download the membership form go to:
www.nottinghamcity.gov.uk/earlyyears/section-pages/cpd-training/cpd-opportunities-20242025/nottingham-city-senco-networks/

Introduction to SEND: This two hour on line introductory course developed by the Early Years Team is for Practitioners who do not currently have a SENCO Role but would like to increase their knowledge of Special Educational Needs and Disabilities.

Children and Adults– Early Years Team

New To SENCO: This two hour on-line workshop will provide practitioners with key points and practical ideas to help in the SENCO role. This will include investigating how the SENCO role is delivered across the city, discussions around early identification of children with additional needs and exploring the Graduated Response.

Being a SENCO: This two hour on-line course giving practical ideas has been developed by the EY team and certificated by UK CPD is for established SENCOs and will support you to identify small steps for learning, set SMART targets and complete individual provision maps. It will support SENCOs to understand their responsibilities to children with SEND and the setting's approach to identifying and meeting SEND.

For more information on any of the above courses and other training available please go to: www.nottinghamcity.gov.uk/earlyyears/section-pages/cpd-training/cpd-opportunities-20242025/

Commissioned and Bespoke In – house Training

The Early Years Team can put you in touch with specialist teams to support you and your setting. Depending on our capacity we may also be able to support you with bespoke training or training packages that can be delivered at your setting at times convenient for your staff.

For example:

- Signs and Symbols Awareness
- An Introduction to SEND
- Bite size 1:1 New to SENCO training
- Facilitation of face to face Solution circles with teams or keyworkers

For more information and or to receive an in-house enquiry/application form contact: eytraining@nottinghamcity.gov.uk

Toys and Equipment for Indoor and Outdoor Play

The items below will support children with a range of disabilities, also see page 10 and 11 for stockists and useful websites.

Children and Adults– Early Years Team

If you require any further support or advice for a specific child, please do not hesitate to contact Mel Foulston or Sam Caig the early years SEND setting support workers.



Pyramid sensory dark den



Easy hold shaped puzzles



Sensory massage toys




Large peanut balls



Sensory lighting kit

Children and Adults– Early Years Team

Large peg boards



Tactile fidget hamper



Single round hole posting




Ark bite saber sensory



Dark Den



tidy up



Exchange cards- pre-school



Wind Movement

Children and Adults– Early Years Team

Being Creative

To enable you to use your funding to go that little bit further, giving you chance to pay for staff training as well as resources here are a few ideas to develop a range of low cost resources.

This equipment can be used for Attraction or Distraction purposes with children on the Autism Spectrum, children with EAL or who are none verbal.

- Collect a range of the items (some examples below) and place in a small bag, tin or box to create an element of surprise. This makes a great interaction tool using either a 'ready steady go/blow' technique or copying what the child does with the toy.



Chiffon scarf




Feathers



Pipe cleaners, wool etc.



Bubbles



Toy figures



Balloons

- Use balls with bells inside or finger lights to attract a child with Autism who may seem as if they are in a world of their own. We need to find out what toys they like best and use these items to attract them to other areas in the setting, for example if they like letters and numbers put these in different areas such as in the sand, water or even in the home corner pans and point to them naming them out loud.

Children and Adults– Early Years Team

Resource list from Rutland County Council

<p>Physical access</p> <ul style="list-style-type: none"> • Gates/child gates • Tarmac area for smooth access • Ramp • Handrails • Steps • Box for feet • Chairs/seating • Walker/rollator • Outside equipment – different swing seat, adapted trikes, trikes with waist straps, resources to support to access the outdoor area • soft play equipment • sitting wedges • corner seats • visual support for sitting e.g. carpet spot • Equipment for marking steps etc. • Different chairs • Big physio balls • OT equipment e.g., spinning mat, • Different types of scissors (e.g. table top scissors) • Gross motor skills equipment • Hoists • Recording switches • Bibs/dribble bibs • Complete waterproof suits etc • Tough spots etc – allowing physical/sensory play • Chunky crayons/finger crayons • Rulers with handles • Early Pencil grips • Suction grab rails • High visibility jackets/bibs • Push chair for trips • Happy pee bottle 	<p>Communication needs/ASD</p> <ul style="list-style-type: none"> • Feelings faces • Visual support • Sensory tent • Sensory toys • Portable dividers – create different spaces • Autism friendly materials – social stories book, weighted lap blankets • Board maker/Communicate in Print CD or I-pad app. • Sound area – head phones and DVD player etc. – calming or S+L • Communication support – Makaton symbols, choice boards, • DVDs for songs, simple, picture books • big books and little books • story sacks • chunky books • PECS books, • storage for symbols (boxes or shelves) • Chewy chews • Mirrors for SLT • Mini trampolines • Persona dolls • Enclosed chairs • Key fobs – play doctor website • Feely bags • Early language objects (doll, brush, cup etc.) • Parachute • Visual timetables
<p>Hearing needs</p> <ul style="list-style-type: none"> • Sign language books, cards and games • Light and sound toys 	<p>Visual needs</p> <ul style="list-style-type: none"> • VI list – advice from sensory team to settings • Books with sound buttons, tactile patches

Children and Adults– Early Years Team

<ul style="list-style-type: none"> • interactive whiteboards, • Talking tins • Acoustic modification: • fabric for tables • curtains • hanging mobiles • acoustic clouds • carpet for a setting/rugs • felt pads for bottom of toy boxes to reduce sounds • sign and write – part of communicate in print software • Velcro • story sacks • Listening games • iPad – communication/pictures 	<ul style="list-style-type: none"> • Touch Braille letters • Coloured glue sticks • Giggly Wiggly balls/sensory balls • Tactile books • Story sacks • Musical instruments • Light and sound buzzers • Scented playdough • Scented pens and pencils • Vibrating cushions • Plate guard/plate surround • Scooping bowl • High contract tape • Dark tent/cosy cave • Dark room kit • Be Active box • Tactile Vibrations Sensory Starter Tub • Simple Switches • UV Dark Den Multi Sensory Glow Kit • Fibre Optics • Lightbox • iPad and iPad stands • Tactile letters with braille • Torches • Subscription for 3-d books • Survival blanket/space blanket • Talking Tins • Wikki Stick/ pipe cleaners • Braille Maths Blocks • Braille ABC blocks • Numicom • Desk slopes • Talking books from RNIB
<p>Self-care</p> <ul style="list-style-type: none"> • Toilet access, changing table etc., changing mats, kneeling pads for staff, storage, toilet frames, toilet steps, toilet inserts, potties with arms/backs • Feeding materials: non-slip mats, angled plates, cutlery, appropriate height tables. 	<p>General developmental needs</p> <ul style="list-style-type: none"> • Sensory toys • Cause and effect toys • Stage-not-age toys e.g. cause and effect, inset puzzles, shape sorters. • Large handled brushes • Musical instruments/hand bells • Light weight rattles

Children and Adults– Early Years Team

<p>chairs, specialist cutlery, grasp bar, cups, mini food processor</p> <p>Behaviour</p> <ul style="list-style-type: none"> • Sand timers Reward systems/charts/stickers • Emotion cards, bottles, balloons, • Worry monsters 	<ul style="list-style-type: none"> • Peg men/spring pegs • Stacking toys with magnets • Bubbles • Switches and cause and effect toys • Sensory materials • Construction toys • Treasure baskets – exploration toys • Playdough • Tactile materials/water beads/slime/semolina • Posting boxes
<p>Medical support</p> <ul style="list-style-type: none"> • Secure box for medication, plus mobile box for trips etc 	<p>General</p> <ul style="list-style-type: none"> • Printer, Laminator, Velcro! • Environmental changes e.g. safe space, child gates, security doors, handrails, high vis tape for steps, non-slip paint for steps • Digital camera • Cookery equipment

Useful Websites for Sensory equipment and Craft Products

<https://www.cosydirect.com/special-needs>

www.completecareshop.co.uk

www.tts-group.co.uk/primary/sen-special-direct/sensory/

[Homepage - Best Toys 4 Toddlers](#)

www.cheapdisabilityaids.co.uk

www.exploreyoursenses.co.uk

www.exploreyoursenses.co.uk

www.bigjigstoys.co.uk

www.sensetoys.com

www.smythstoys.com

www.sensorytoywarehouse.com

www.rompa.com

Lights

www.sensoryplus.co.uk

LED light balls, Shadow boards

www.maplin.co.uk

Star projectors, mini lasers

www.mathmos.co.uk

Small projector and other light effects

www.optikinetics.co.uk

Solar LED projectors, magnetic rotators and effects wheels

Creating Sensory Environments

www.spacekraft.co.uk

Pop up tents, projection broly's, white projection hut

www.mikeayresdesign.co.uk

Projection broly

www.sensoryplus.co.uk

Projection broly

www.hope-education.co.uk

Black out pods and modular mansion pop ups

www.umbrellaheaven.com

Range of umbrella's, rainbow, clouds, black or White Square

Fluorescent Materials

www.theglowcompany.co.uk

Glow in the dark and UV fluorescent materials, LED UV torches

www.uvgear.co.uk

Wide range of UV-reactive products, LED UV torch

Google for:

Rip stop nylon, fluorescent kite fabric doesn't tear

Sounds

www.mesdirect.com

Musical instruments especially the 'Thunderer'

www.drumsforschools.co.uk

Instruments

Smells

<https://aromaprime.com>

Vortex aroma cubes

www.rompa.com

Everyday aroma activity game

Sensory Stories

www.puppetsbypost.com

Wonderful puppets for themes and sensory stories

www.hobbycraft.co.uk

Local stores for craft supplies