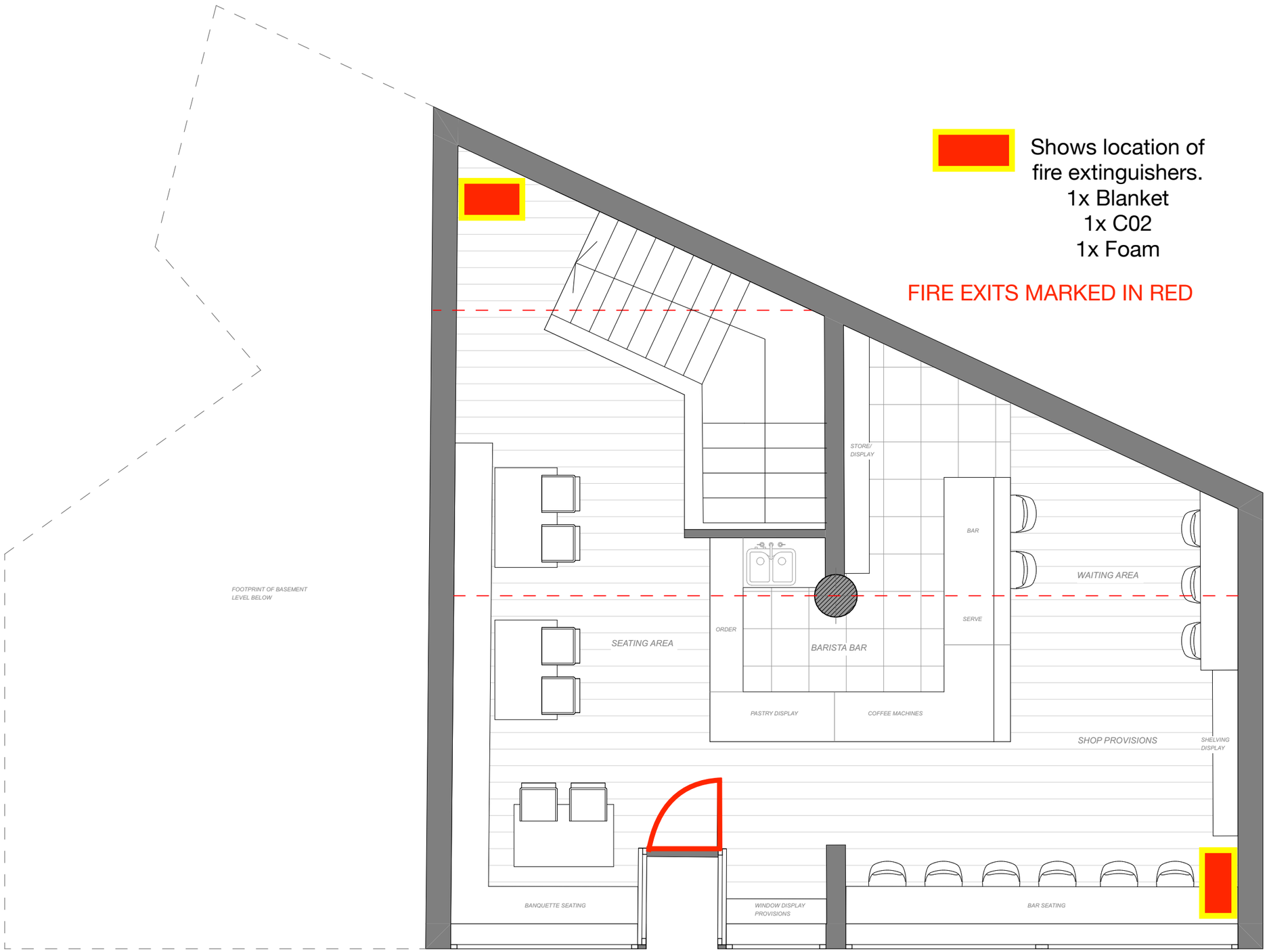

02 Ground Floor Plan - Option 02

ALL DIMENSIONS INDICATIVE ONLY.
CONTRACTOR TO CARRY OUT FULL BUILDING SURVEY FOR SETTING OUT.

boyes design

INERIOR DESIGNER

Tarnya Mitchell

0115 648 8588

design@boyesdesign.com

General notes:
Drawings indicate design intent only. The contractor & relevant consultant &/ or sub-contractors to ensure all current building regulations, standards & other statutory requirements, codes of practice and landlord requirements are implemented with design development & construction.

Read in conjunction with BD Finishes Joinery, Fixtures and Prototype Schedules which supersedes any notes contained within this drawing. Any discrepancies to be reported immediately prior to finishes being applied.

Contractor to supply control samples of all finishes prior to procurement/ construction for BD approval.

Contractor to ensure all materials are fit for purpose and comply to regulation, and ensure all finishes achieve any requirements in terms of fire regulations and surface spread of flame.

Refer to Mechanical & Electrical (M&E) consultant's info for fire safety and M&E layouts & specifications.

The contractor is to satisfy themselves with regards to the structural stability of all design intent information.

The contractor to confirm that any installation/construction is suitable for existing floor and wall loadings prior to construction.

The contractor is to agree any variations with the architect/client prior to construction or procurement of any materials/manufacture.

All glazing specifications and structure to be to specialist contractor's details. Shop drawings to be specialist contractor's details. Shop drawings to be produced for BD approval.

CLIENT

Okende

PROJECT

4-6 Broad Street Nottingham

PHASE

CONCEPT

DATE

19/12/2025

PROJECT

DRAWING'S NAME

PROPOSED GF GA PLAN OP 2

SCALE(A3)

DRAWING N°

BD.2.2

Do not scale from this drawing. All dimensions to be checked on site. Boyes Design to be notified of any discrepancies between the drawing and site conditions.
To be read in conjunction with all relevant specifications, schedules and drawings. ©BOYES DESIGN

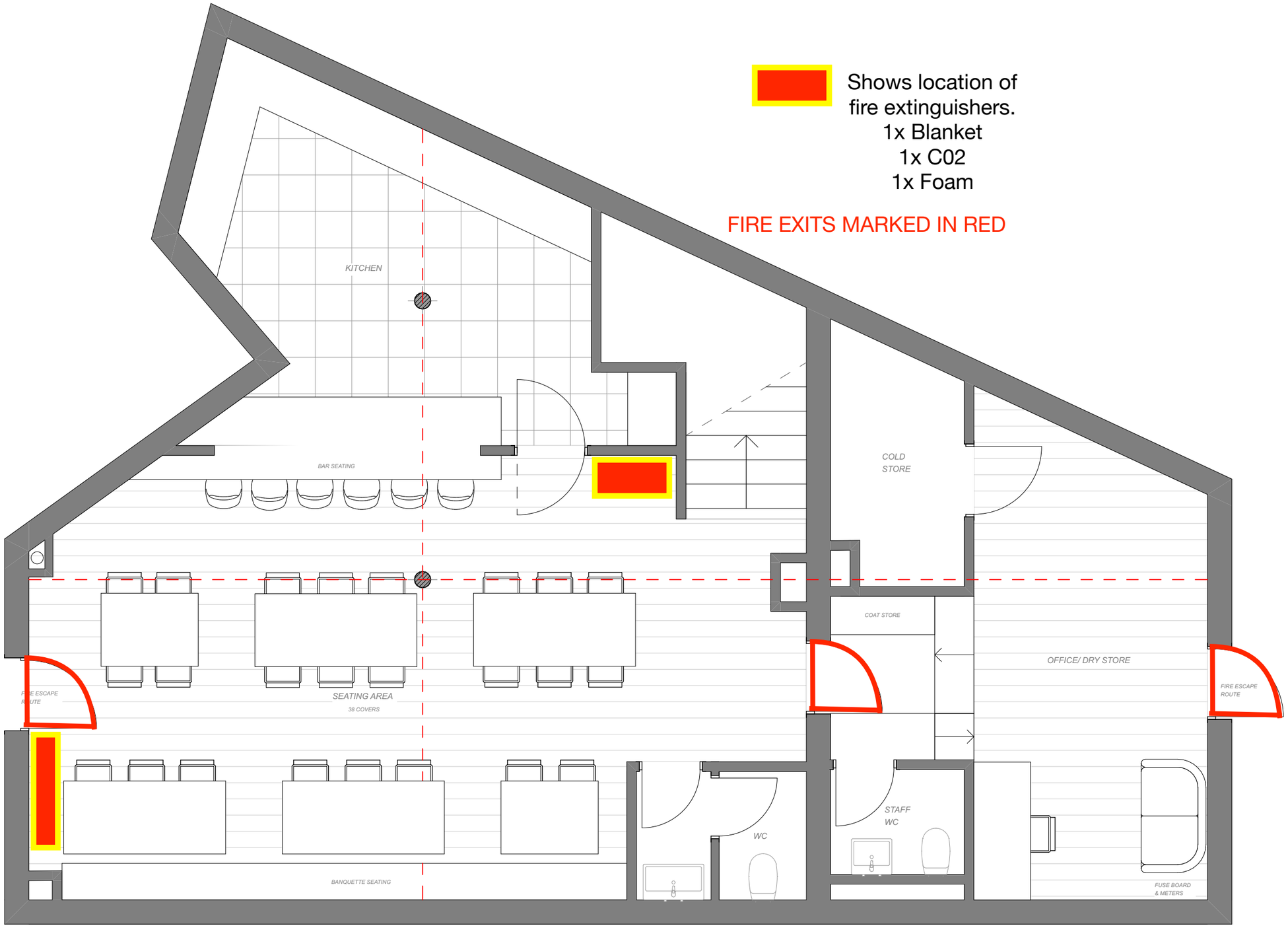

01 Basement Plan

ALL DIMENSIONS INDICATIVE ONLY.
CONTRACTOR TO CARRY OUT FULL BUILDING SURVEY FOR SETTING OUT.

Do not scale from this drawing. All dimensions to be checked on site. Boyes Design to be notified of any discrepancies between the drawing and site conditions.
To be read in conjunction with all relevant specifications, schedules and drawings. ©BOYES DESIGN

boyes design

INERIOR DESIGNER

Tarnya Mitchell

0115 648 8588

design@boyesdesign.com

General notes:
Drawings indicate design intent only. The contractor & relevant consultant &/ or sub-contractors to ensure all current building regulations, standards & other statutory requirements, codes of practice and landlord requirements are implemented with design development & construction.

Read in conjunction with BD Finishes Joinery, Fixtures and Prototype Schedules which supersedes any notes contained within this drawing. Any discrepancies to be reported immediately prior to finishes being applied.

Contractor to supply control samples of all finishes prior to procurement/ construction for BD approval.

Contractor to ensure all materials are fit for purpose and comply to regulation, and ensure all finishes achieve any requirements in terms of fire regulations and surface spread of flame.

Refer to Mechanical & Electrical (M&E) consultant's info for fire safety and M&E layouts & specifications.

The contractor is to satisfy themselves with regards to the structural stability of all design intent information.

The contractor to confirm that any installation/construction is suitable for existing floor and wall loadings prior to construction.

The contractor is to agree any variations with the architect/client prior to construction or procurement of any materials/manufacture.

All glazing specifications and structure to be to specialist contractor's details. Shop drawings to be specialist contractor's details. Shop drawings to be produced for BD approval.

CLIENT

Okende

PROJECT

4-6 Broad Street Nottingham

PHASE

CONCEPT

DATE

19/12/2025

PROJECT

DRAWING'S NAME

PROPOSED: BM GA plan

SCALE(A3)

DRAWING N°

BD.2.1

PLAN 1

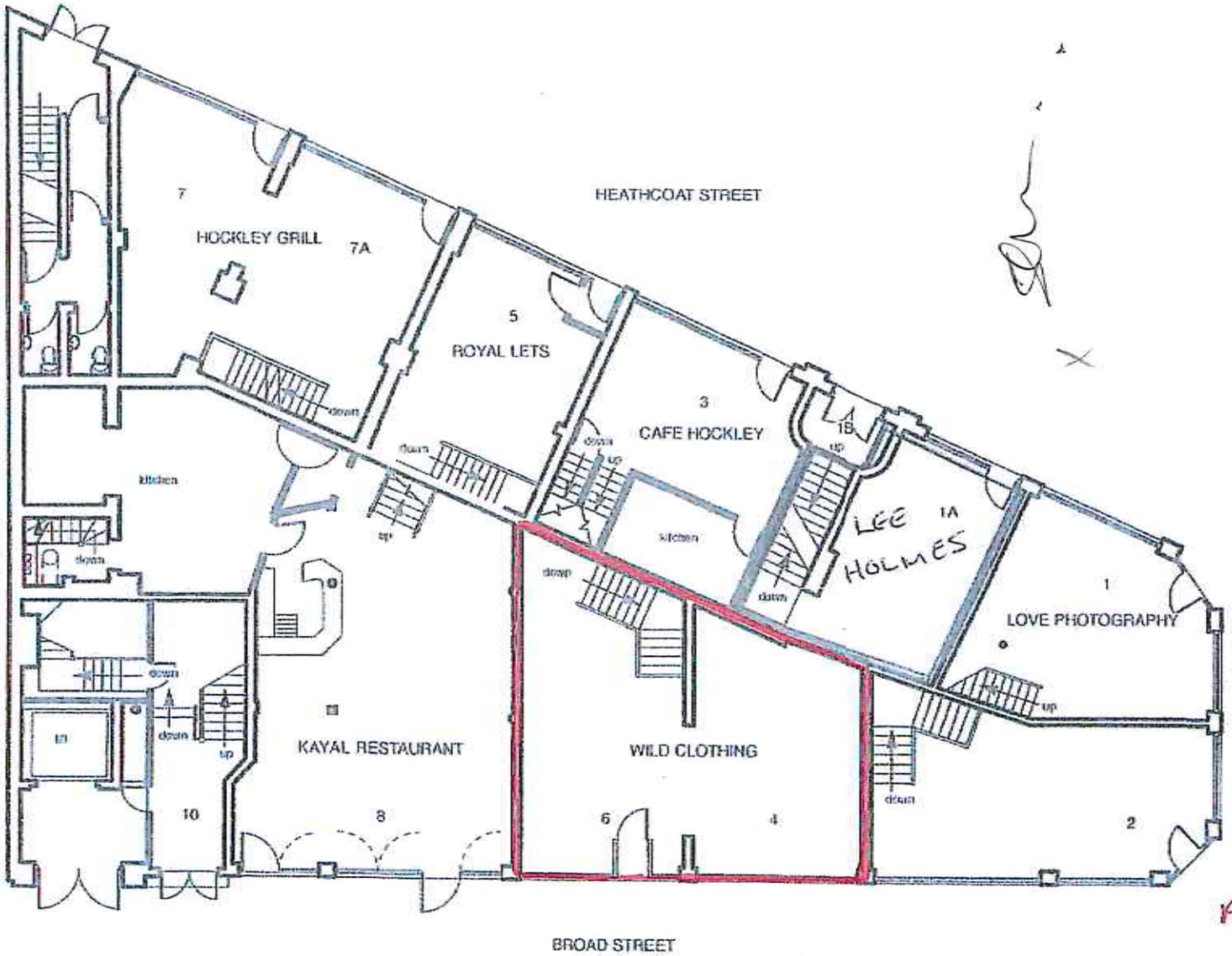

PLAN 1A

GROUND FLOOR PLAN 1:150 @ A4



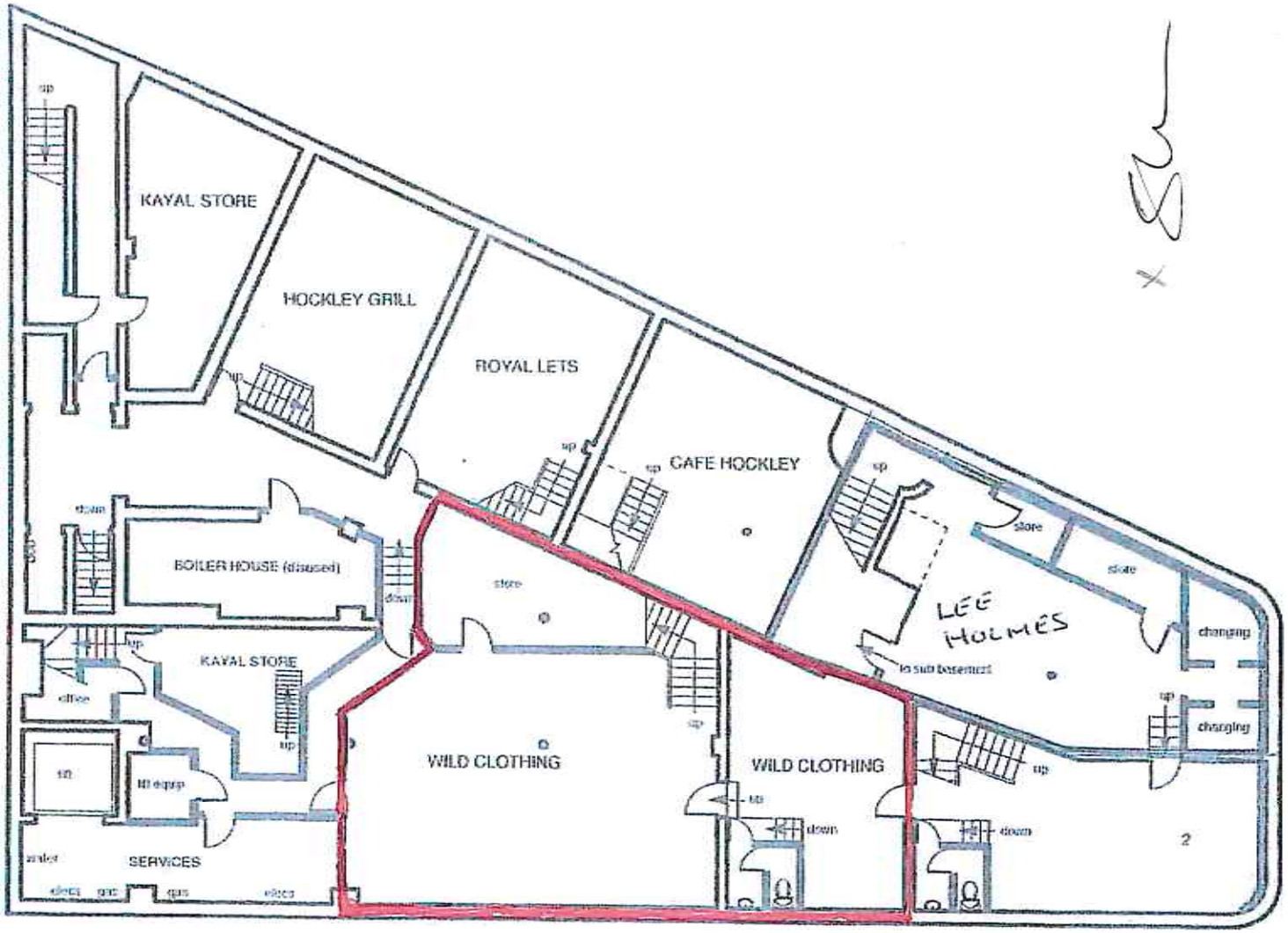

BASEMENT PLAN 1:150 @ A4

1B

HM Land Registry
Official copy of title plan

Title number **NT134207**
Ordnance Survey map reference **SK5739NE**
Scale **1:500 enlarged from 1:1250**
Administrative area **City of Nottingham**

©Crown Copyright. Produced by HM Land Registry. Reproduction in whole or in part is prohibited without the prior written permission of Ordnance Survey. Licence Number 100026316

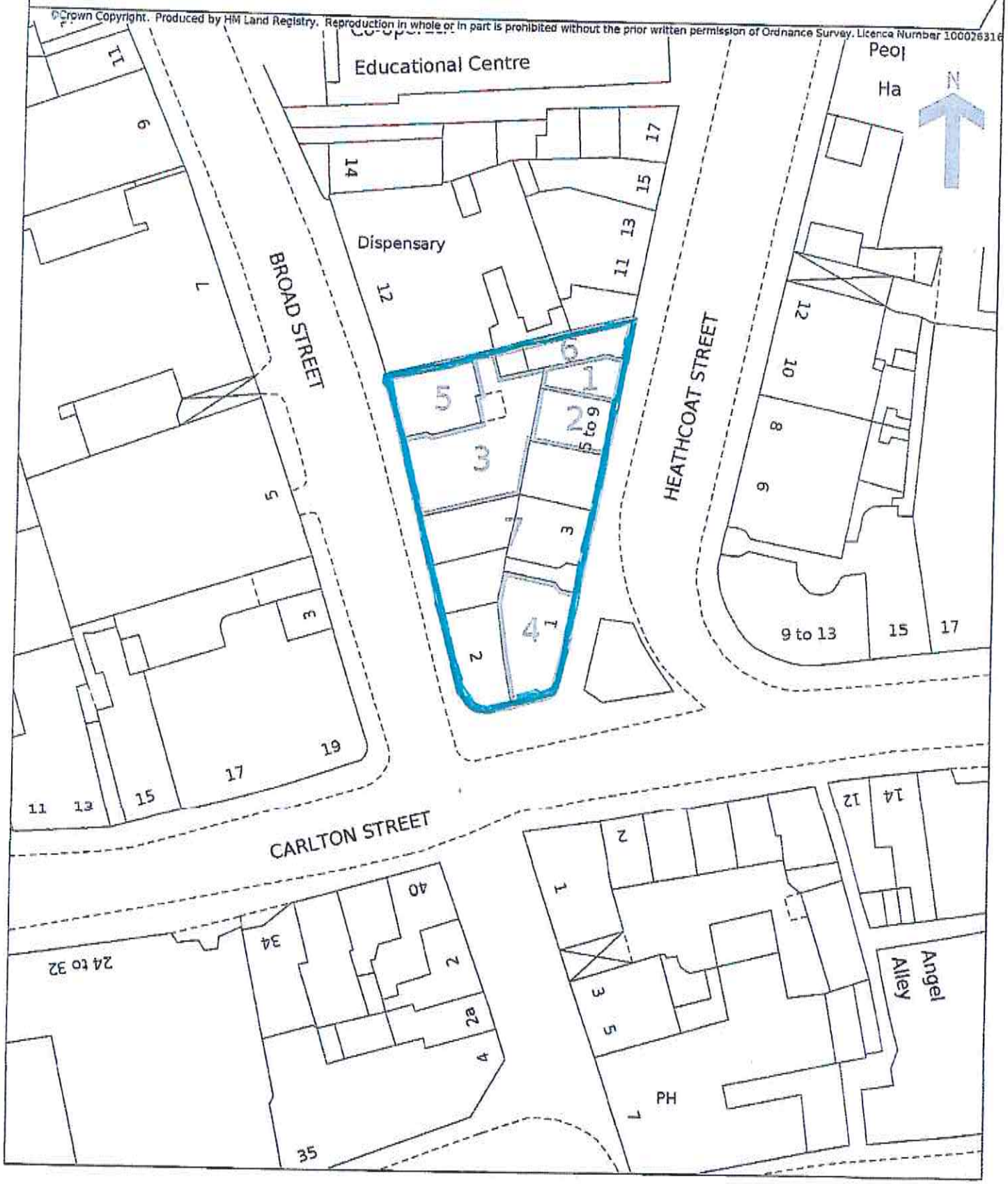

PLAN 2